

Library Services Survey of Faculty Fall 2009




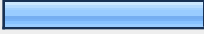




1. What is your level of satisfaction with the following library services?						
	Very satisfied	Satisfied	Somewhat satisfied	Not satisfied	No opinion/Don't know	Response Count
Patron initiated borrowing (patron places a hold on an item in iLink, the library's online catalog)	38.5% (5)	23.1% (3)	0.0% (0)	0.0% (0)	38.5% (5)	13
Traditional Interlibrary Loan (librarian assisted borrowing of books/articles)	15.4% (2)	30.8% (4)	7.7% (1)	0.0% (0)	46.2% (6)	13
Reference	23.1% (3)	38.5% (5)	15.4% (2)	7.7% (1)	15.4% (2)	13
Reserves	30.8% (4)	23.1% (3)	7.7% (1)	0.0% (0)	38.5% (5)	13
LRC Computer Lab	30.8% (4)	38.5% (5)	0.0% (0)	0.0% (0)	30.8% (4)	13
Guided Library Tour	23.1% (3)	15.4% (2)	7.7% (1)	0.0% (0)	53.8% (7)	13
Library Instruction (in classroom per faculty members' request)	38.5% (5)	15.4% (2)	15.4% (2)	0.0% (0)	30.8% (4)	13
	<i>answered question</i>					13
	<i>skipped question</i>					0

2. Suggestions to improve library services		Response Count
		3
	<i>answered question</i>	3
	<i>skipped question</i>	10



3. What is your level of satisfaction with the library's resources?						
	Very satisfied	Satisfied	Somewhat satisfied	Not satisfied	No opinion/Don't know	Response Count
Books	15.4% (2)	46.2% (6)	23.1% (3)	15.4% (2)	0.0% (0)	13
Audio/Video	7.7% (1)	15.4% (2)	30.8% (4)	15.4% (2)	30.8% (4)	13
Print periodicals	7.7% (1)	30.8% (4)	23.1% (3)	7.7% (1)	30.8% (4)	13
Online databases	23.1% (3)	38.5% (5)	15.4% (2)	0.0% (0)	23.1% (3)	13
Website	15.4% (2)	76.9% (10)	0.0% (0)	0.0% (0)	7.7% (1)	13
Staff	53.8% (7)	38.5% (5)	7.7% (1)	0.0% (0)	0.0% (0)	13
	<i>answered question</i>					13
	<i>skipped question</i>					0



4. Suggestions to improve library resources		Response Count
		3
	<i>answered question</i>	3
	<i>skipped question</i>	10



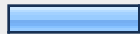
5. What are the best ways for us to communicate to you the availability of library resources, services, and current policies that impact student learning? (Mark all that apply)

		Response Percent	Response Count
Brochures		30.8%	4
E-mail		92.3%	12
Library Website		46.2%	6
Welcome packet for new faculty		30.8%	4
Print Newsletter		23.1%	3
Electronic Newsletter		23.1%	3
Library Blog		0.0%	0
Librarian attendance at faculty departmental meetings		15.4%	2
Other (please specify)		7.7%	1
		answered question	13
		skipped question	0




6. If you were *hired in the past year*, did you receive a Welcome Packet from Library Services and if so, how helpful was the information?

		Response Percent	Response Count
Did not receive Welcome Packet		60.0%	3
Very Helpful		40.0%	2
Somewhat Helpful		0.0%	0
Not Helpful		0.0%	0
		answered question	5
		skipped question	8





7. Is library-related research important for the support of instruction and research in your classroom?			
		Response Percent	Response Count
Yes		70.0%	7
No		30.0%	3
No Opinion		0.0%	0
		answered question	10
		skipped question	3

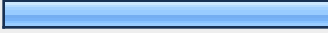

8. Please indicate your level of confidence that students in your class(es) have the ability to <u>find</u> information resources.			
		Response Percent	Response Count
High level		10.0%	1
Moderate level		70.0%	7
Low level		20.0%	2
Very low level		0.0%	0
No confidence at all		0.0%	0
		answered question	10
		skipped question	3

9. Please indicate your level of confidence that students in your class(es) have the ability to critically evaluate information resources.

		Response Percent	Response Count
High level		0.0%	0
Moderate level		60.0%	6
Low level		30.0%	3
Very low level		10.0%	1
No confidence at all		0.0%	0
		<i>answered question</i>	10
		<i>skipped question</i>	3

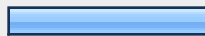

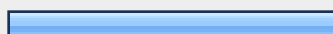
10. Which information resources do you require your students to use? (Check all that apply)			
		Response Percent	Response Count
CINAHL Plus with Full Text		0.0%	0
Credo Reference		0.0%	0
Criminal Justice Periodicals		0.0%	0
Literature Resource Center		30.0%	3
NC LIVE		50.0%	5
Opposing Viewpoints Resource Center		30.0%	3
Salem Health		0.0%	0
Salem History		0.0%	0
World Wide Web		50.0%	5
Print books		60.0%	6
Print periodicals		50.0%	5
None		30.0%	3
Other (please specify)			1
		<i>answered question</i>	10
		<i>skipped question</i>	3

11. Please indicate you level of confidence that your students understand the legal, social, and ethical issues concerning the use of information resources?			
		Response Percent	Response Count
High level		10.0%	1
Moderate level		20.0%	2
Low level		40.0%	4
Very low level		30.0%	3
No confidence at all		0.0%	0
		<i>answered question</i>	10
		<i>skipped question</i>	3




12. Have you scheduled any library instruction for your course(s) in the past year?			
		Response Percent	Response Count
Yes		50.0%	5
No		50.0%	5
		<i>answered question</i>	10
		<i>skipped question</i>	3

13. Please provide comments/suggestions if you have never scheduled a library instruction session.		
		Response Count
		1
		<i>answered question</i>
		1
		<i>skipped question</i>
		12



14. How important are the following library instruction services to your course(s)?						
	Very important	Important	Somewhat important	Not important	No opinion/Don't know	Response Count
Library tour	0.0% (0)	20.0% (2)	30.0% (3)	30.0% (3)	20.0% (2)	10
Introduction to Online Catalog (iLink)	10.0% (1)	30.0% (3)	20.0% (2)	20.0% (2)	20.0% (2)	10
Introduction to NC Live	10.0% (1)	30.0% (3)	20.0% (2)	20.0% (2)	20.0% (2)	10
In-depth instruction on how to use a single, subject-specific online database such as CINAHL Plus, Literature Resource Center, etc.	0.0% (0)	40.0% (4)	30.0% (3)	10.0% (1)	20.0% (2)	10
Introduction to the Internet (covers search strategies and Web site evaluation)	0.0% (0)	50.0% (5)	20.0% (2)	10.0% (1)	20.0% (2)	10
Research By Course guides (Click here for example)	0.0% (0)	40.0% (4)	30.0% (3)	10.0% (1)	20.0% (2)	10
Individualized research assistance provided by professional librarians	10.0% (1)	50.0% (5)	10.0% (1)	10.0% (1)	20.0% (2)	10
	<i>answered question</i>					10
	<i>skipped question</i>					3





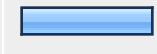
15. If an online information literacy tutorial was available from the library, would you require your students to successfully complete the tutorial as part of their course work?			
		Response Percent	Response Count
Yes		30.0%	3
No		20.0%	2
No opinion/Don't know		50.0%	5
	<i>answered question</i>		10
	<i>skipped question</i>		3

16. Suggestions for other library/information literacy instruction		Response Count
		0
	<i>answered question</i>	0
	<i>skipped question</i>	13

17. Which skills do your students possess when they first come to college? (Check all that apply)			
		Response Percent	Response Count
Understand the research process		0.0%	0
Ability to locate information in traditional print reference resources		10.0%	1
Know how to identify, locate and retrieve information in online databases		0.0%	0
Know how to search the World Wide Web		100.0%	10
Ability to critically evaluate and select quality information from the World Wide Web		0.0%	0
Can discriminate between scholarly and non-scholarly information resources		0.0%	0
Utilize technology (e.g. slide presentation software, Web page development software, blogs, wikis, etc.) to effectively communicate information		30.0%	3
	<i>answered question</i>		10
	<i>skipped question</i>		3

18. Please list your teaching area(s).		
		Response Count
		10
<i>answered question</i>		10
<i>skipped question</i>		3

19. Please indicate your faculty status:			
		Response Percent	Response Count
adjunct		0.0%	0
full-time		100.0%	10
<i>answered question</i>			10
<i>skipped question</i>			3

20. How many times per week do you use library resources in person?			
		Response Percent	Response Count
1-2		70.0%	7
3-4		0.0%	0
5-6		10.0%	1
More than 6		0.0%	0
Never		20.0%	2
<i>answered question</i>			10
<i>skipped question</i>			3

21. How many times per week do you utilize the following library online resources?						
	1-2	3-4	5-6	More than 6	Never	Response Count
iLink (online catalog)	40.0% (4)	0.0% (0)	0.0% (0)	10.0% (1)	50.0% (5)	10
CINAHL Plus with Full-Text	10.0% (1)	0.0% (0)	0.0% (0)	0.0% (0)	90.0% (9)	10
Credo Reference	0.0% (0)	0.0% (0)	0.0% (0)	0.0% (0)	100.0% (10)	10
Criminal Justice Periodicals	0.0% (0)	0.0% (0)	0.0% (0)	0.0% (0)	100.0% (10)	10
Library website	70.0% (7)	0.0% (0)	0.0% (0)	10.0% (1)	20.0% (2)	10
Literature Resource Center	30.0% (3)	0.0% (0)	0.0% (0)	10.0% (1)	60.0% (6)	10
NC LIVE	50.0% (5)	0.0% (0)	0.0% (0)	10.0% (1)	40.0% (4)	10
Opposing Viewpoints Resource Center	20.0% (2)	0.0% (0)	0.0% (0)	10.0% (1)	70.0% (7)	10
Salem Health	0.0% (0)	0.0% (0)	0.0% (0)	0.0% (0)	100.0% (10)	10
Salem History	0.0% (0)	0.0% (0)	0.0% (0)	0.0% (0)	100.0% (10)	10
	<i>answered question</i>					10
	<i>skipped question</i>					3

22. We welcome your comments/suggestions:		
		Response Count
		0
	<i>answered question</i>	0
	<i>skipped question</i>	13