




















Library Services Spring 2009 Student Survey





1. Please select your program from the drop down menu.			
		Response Percent	Response Count
Accounting		2.4%	5
Advertising & Graphic Design		1.4%	3
Associate Degree Nursing		11.1%	23
Associate in Arts (College Transfer)		14.0%	29
Associate in Arts/Business Administration, Accounting, Economics, Finance, and Marketing		1.4%	3
Associate in General Education (AGE - formerly GOT)		0.5%	1
Autobody Repair		0.0%	0
Automotive Systems Technology		3.4%	7
Basic Law Enforcement Training (BLET)		0.0%	0
Basic Skills (Adult High School, ESL, GED)		0.5%	1
Biotechnology		0.5%	1
Business Administration		6.3%	13
Computer Information Technology		6.8%	14
Continuing Education		0.0%	0
Cosmetology		0.0%	0
Criminal Justice Technology		2.9%	6
Early Childhood Associate		8.2%	17
Early College High School		7.2%	15
Electrical/Electronics Technology		0.0%	0
Emergency Medical Science		0.0%	0




















Entrepreneurship		0.5%	1
Fire Protection Technology		0.0%	0
Funeral Service Education		1.9%	4
Global Logistics Technology		0.0%	0
Healthcare Management Technology		5.3%	11
Industrial Systems Technology		0.5%	1
Information Systems/Network Administration		0.5%	1
Interior Design		0.5%	1
Machining Technology		0.5%	1
Nursing Assistant (Certificate)		1.4%	3
Office Administration		3.9%	8
Photography		2.9%	6
Physical Therapy Assistant		0.5%	1
Radiography		1.9%	4
Welding Technology		0.0%	0
Other (please specify below)		13.0%	27
	answered question		207
	skipped question		0

2. The Library and LRC Computer Lab are open from 11 a.m. - 3 p.m. on four (4) Saturdays during each fall and spring semester. On average, how many Saturdays do you visit the Library or LRC Computer lab during a semester?

		Response Percent	Response Count
1		12.1%	25
2		5.3%	11
3		4.3%	9
4		4.3%	9
None		73.9%	153
		answered question	207
		skipped question	0

3. If you selected "None" in question #2, please select all that apply:

		Response Percent	Response Count
I don't need to use any library or computer lab on weekends.		84.7%	127
RCC Library's open <u>dates</u> on weekends don't fit my schedule.		12.7%	19
RCC Library's open <u>hours</u> on weekends (11:00 a.m. - 3:00 p.m.) don't fit my schedule.		8.7%	13
I prefer to use another library on weekends.		8.0%	12
If you use another library on weekends, please enter the name of the library and provide a brief statement as to how it fits your needs:			15
		answered question	150
		skipped question	57

4. Why do you visit the RCC Library and LRC Computer Lab? (Please check all that apply)			
		Response Percent	Response Count
Ask questions or directions related to the College		19.3%	40
Check out books or audiovisual materials		47.8%	99
Consult with a librarian		24.2%	50
Get NC LIVE/online database password		22.7%	47
Perform research on library computers		42.5%	88
Print documents		57.0%	118
Read magazines or newspapers		16.4%	34
Scan documents/photos		10.1%	21
Study in groups		23.2%	48
Study individually		47.8%	99
Use computers for distance education courses		23.7%	49
Use computers for personal reasons		28.0%	58
Use LRC Computer Lab for course assignments		38.6%	80
Use materials placed on reserve by instructor		10.1%	21
Use photocopier machine		18.4%	38
Use Writing Lab		25.1%	52
I don't visit the RCC Library		11.1%	23
I don't visit the LRC Computer Lab		12.1%	25
Other (please specify)		1.9%	4
answered question			207

skipped question














0

5. Please rate the following Library resources and services:

	Excellent	Good	Average	Fair	Poor	No opinion	Rating Average	Response Count
Library Staff assistance	73.4% (138)	14.4% (27)	2.1% (4)	0.5% (1)	0.0% (0)	9.6% (18)	1.22	188
Book collection	41.0% (77)	28.7% (54)	9.6% (18)	2.1% (4)	0.0% (0)	18.6% (35)	1.67	188
Audiovisual collection	27.1% (51)	24.5% (46)	7.4% (14)	1.1% (2)	0.0% (0)	39.9% (75)	1.71	188
Print journals/periodicals/newspapers	38.8% (73)	25.5% (48)	5.9% (11)	0.5% (1)	0.0% (0)	29.3% (55)	1.55	188
iLink online catalog	37.2% (70)	21.3% (40)	3.7% (7)	0.5% (1)	0.0% (0)	37.2% (70)	1.48	188
Interlibrary loan from other libraries	30.9% (58)	17.6% (33)	3.7% (7)	0.0% (0)	0.0% (0)	47.9% (90)	1.48	188
Library computers	55.9% (105)	26.1% (49)	4.8% (9)	0.0% (0)	0.0% (0)	13.3% (25)	1.41	188
Printing from library computers	58.0% (109)	21.3% (40)	4.3% (8)	0.0% (0)	0.0% (0)	16.5% (31)	1.36	188
Photocopier	44.7% (84)	22.3% (42)	4.3% (8)	0.0% (0)	0.0% (0)	28.7% (54)	1.43	188
	<i>answered question</i>							188
	<i>skipped question</i>							19

6. Please rate the following online Library resources:								
	Excellent	Good	Average	Fair	Poor	No Opinion	Rating Average	Response Count
CINAHL Plus with Full Text	27.4% (51)	13.4% (25)	1.6% (3)	0.0% (0)	0.0% (0)	57.5% (107)	1.39	186
Credo Reference	23.2% (43)	14.1% (26)	2.2% (4)	0.0% (0)	0.0% (0)	60.5% (112)	1.47	185
Criminal Justice Periodicals	24.5% (45)	12.0% (22)	2.2% (4)	0.0% (0)	0.0% (0)	61.4% (113)	1.42	184
Literature Resource Center	35.5% (66)	17.2% (32)	3.2% (6)	0.5% (1)	0.0% (0)	43.5% (81)	1.45	186
NC LIVE	45.7% (86)	23.9% (45)	4.3% (8)	0.0% (0)	0.0% (0)	26.1% (49)	1.44	188
Opposing Viewpoints Resource Center	34.2% (63)	17.9% (33)	3.8% (7)	0.0% (0)	0.0% (0)	44.0% (81)	1.46	184
RCC Library Website	46.8% (88)	23.9% (45)	3.2% (6)	0.0% (0)	0.5% (1)	25.5% (48)	1.44	188
Salem Health	18.8% (35)	13.4% (25)	1.6% (3)	0.0% (0)	0.0% (0)	66.1% (123)	1.49	186
Salem History	18.3% (34)	13.4% (25)	1.6% (3)	0.0% (0)	0.0% (0)	66.7% (124)	1.50	186
	answered question							188
	skipped question							19

7. Please provide any other comments you have about the RCC Library.	
	Response Count
	29
	answered question 29
	skipped question 178

8. For what purposes do you use the Library's website? (Please select all that apply)			
		Response Percent	Response Count
To locate items in the library catalog		45.1%	83
To locate articles in electronic databases (CINAHL Plus with Full Text, Credo Reference, Criminal Justice Periodicals, Literature Resource Center, NC LIVE, Opposing Viewpoints Resource Center, Salem Health, Salem History)		47.8%	88
To access Research by Course guides		24.5%	45
To access the RCC College website		41.8%	77
To access Campus Cruiser		56.5%	104
To access citation style guides		20.1%	37
To access the Library's Blog		4.9%	9
To access Virtual Campus		37.0%	68
To locate websites by topic		19.6%	36
To use Google or other search engine		27.2%	50
To use ASK a Librarian		14.7%	27
I don't use the library's website		19.6%	36
Other (please specify)		1.1%	2
		answered question	184
		skipped question	23

9. Please provide any suggestions you have for improving the Library website.		Response Count
		12
	<i>answered question</i>	12
	<i>skipped question</i>	195

10. Please rate the following LRC Computer Lab resources:								
	Excellent	Good	Average	Fair	Poor	No opinion	Rating Average	Response Count
Lab Staff assistance	63.9% (117)	16.9% (31)	2.7% (5)	0.5% (1)	0.0% (0)	15.8% (29)	1.29	183
Hardware (computers, scanners, etc.)	53.0% (97)	26.2% (48)	3.8% (7)	0.0% (0)	0.0% (0)	16.9% (31)	1.41	183
Software	53.6% (98)	24.0% (44)	3.8% (7)	0.0% (0)	0.0% (0)	18.6% (34)	1.39	183
Printing from lab computers	54.1% (99)	23.5% (43)	3.8% (7)	0.0% (0)	0.5% (1)	18.0% (33)	1.41	183
Lab facilities (layout, workspace, etc.)	52.5% (96)	24.6% (45)	7.1% (13)	1.1% (2)	0.0% (0)	14.8% (27)	1.49	183
	<i>answered question</i>							183
	<i>skipped question</i>							24

11. How well does the LRC Computer Lab meet your computing needs?			
		Response Percent	Response Count
Meets all my needs		69.9%	128
Meets some of my needs		10.9%	20
Does not meet my needs		0.5%	1
No opinion		18.6%	34
		<i>answered question</i>	183
		<i>skipped question</i>	24

12. If the LRC Computer Lab does not meet your needs, please indicate why.		
		Response Count
		1
		<i>answered question</i>
		1
		<i>skipped question</i>
		206

13. Please provide any other comments you have about the LRC Computer Lab.		
		Response Count
		11
		<i>answered question</i>
		11
		<i>skipped question</i>
		196

14. Name Phone # Email		
		Response Count
		161
	<i>answered question</i>	161
	<i>skipped question</i>	46